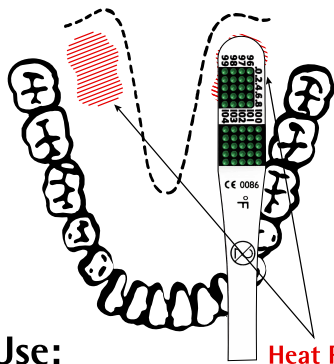
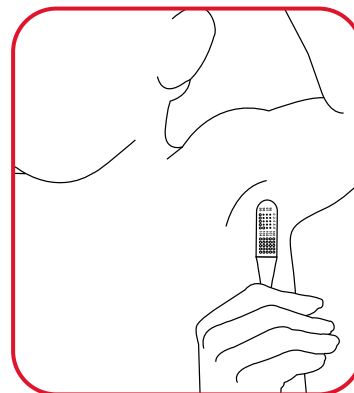


# How to Use NexTemp® Single-Use, Disposable Thermometers



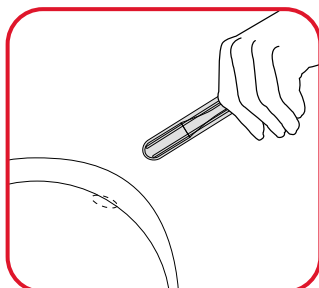
## Oral Use:

1. Place the dot end of thermometer under patient's tongue, as far back as possible, into either "heat pocket".
2. Wait *at least one minute* to register oral temperature. For children under 3 years, use under the arm for at least three minutes.
3. Remove thermometer and **READ IMMEDIATELY**. Do not wait for thermometer to "set" for 10 seconds prior to reading (as required with Tempa-dot®).
4. If procedure requires a "re-take", use the same thermometer on the same patient. **DISCARD THERMOMETER AFTER USE.**



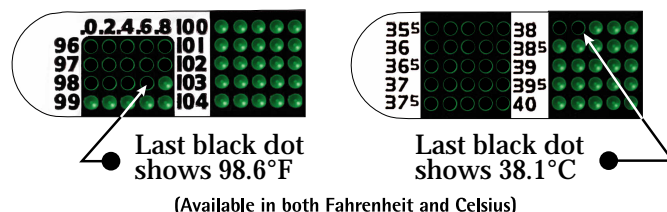
## Axillary Use:

1. Place thermometer high in the axilla (armpit) with the dot-matrix against the torso and parallel to the length of the body. Close the patient's arm to hold thermometer in place.
2. Wait *at least three minutes* to register temperature.
3. Remove thermometer and **READ IMMEDIATELY**. Do not wait for thermometer to "set" for 10 seconds prior to reading (as required with Tempa-dot®).
4. If procedure requires a "re-take", use the same thermometer on the same patient. **DISCARD THERMOMETER AFTER USE.**



## Rectal Use:

1. Insert thermometer with sheath cover into the rectum until dot-matrix and numbers are completely covered.
2. Wait *at least three minutes* to register temperature.
3. Remove thermometer and sheath from rectum. **READ IMMEDIATELY.**
4. If procedure requires a "re-take", use the same thermometer on the same patient with a new sheath. **DISCARD THERMOMETER AND SHEATH AFTER USE.**



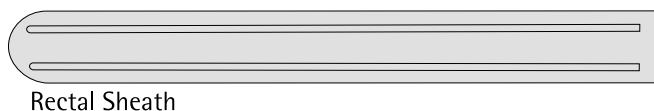
## To Read:

1. Look at the grid of dots located at one end of the plastic strip. **The last dot to turn black indicates the correct temperature.**
2. The dots in the left matrix represent no fever; the dots in the right matrix represent fever. Please note: the green dots change to black from left to right as the temperature increases. **See examples above.**


**Reminder:** Prior to taking oral temperatures, wait at least 20 minutes after ingesting hot or cold food or drink, exposure to extremely hot or cold weather or smoking.

Please contact our Customer Service Department to inquire about our products. Within the U.S. & Canada call 888.930.4599 or 760.930.0909

Email: [customerservice@medicalindicators.com](mailto:customerservice@medicalindicators.com)  
Visit us on the Web @ <http://www.medicalindicators.com>



Rectal Sheath



Thermometer

(Actual Size)

**MEDICAL INDICATORS**  
©2004 Medical Indicators, Inc.  
Pennington, NJ 08534



Refrigeration not required.